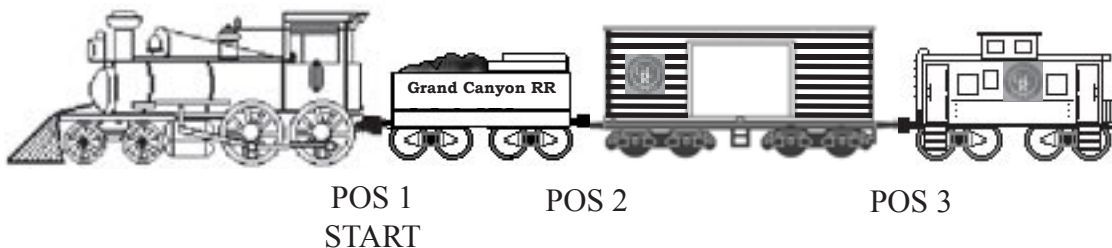
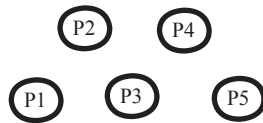
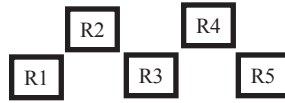


STAGE EIGHT



10 REVOLVER 10 RIFLE 4+ SHOTGUN

START: At the **back end of the engine**, standing upright, hands at your sides. Two revolvers loaded with 5 rds each, holstered; Rifle loaded with 10 rds staged at position 2 (back end of the tender); Open, empty shotgun staged on shelf at position 3 (back end of the cattle car).

ON SIGNAL: With revolver engage P1-P5 with **two** “outside, outside, inside, inside, center” sweeps. (Example: P1, P5, P2, P4, P3) starting from either direction - no double taps. Move to position 2, and with rifle engage R1-R5 with **two** “outside, outside, inside, inside, center” sweeps starting from either direction - no double taps. Make rifle safe. Move to position 3 and with shotgun engage S1-S4 with an “outside, outside, inside, inside” sweep. (example: S1, S4, S3, S2 or S1, S4 S2, S3).

Note: Sweeps can be made the “easy way” or the “hard way”, or a mixture of both.....its up to you - just no double taps!