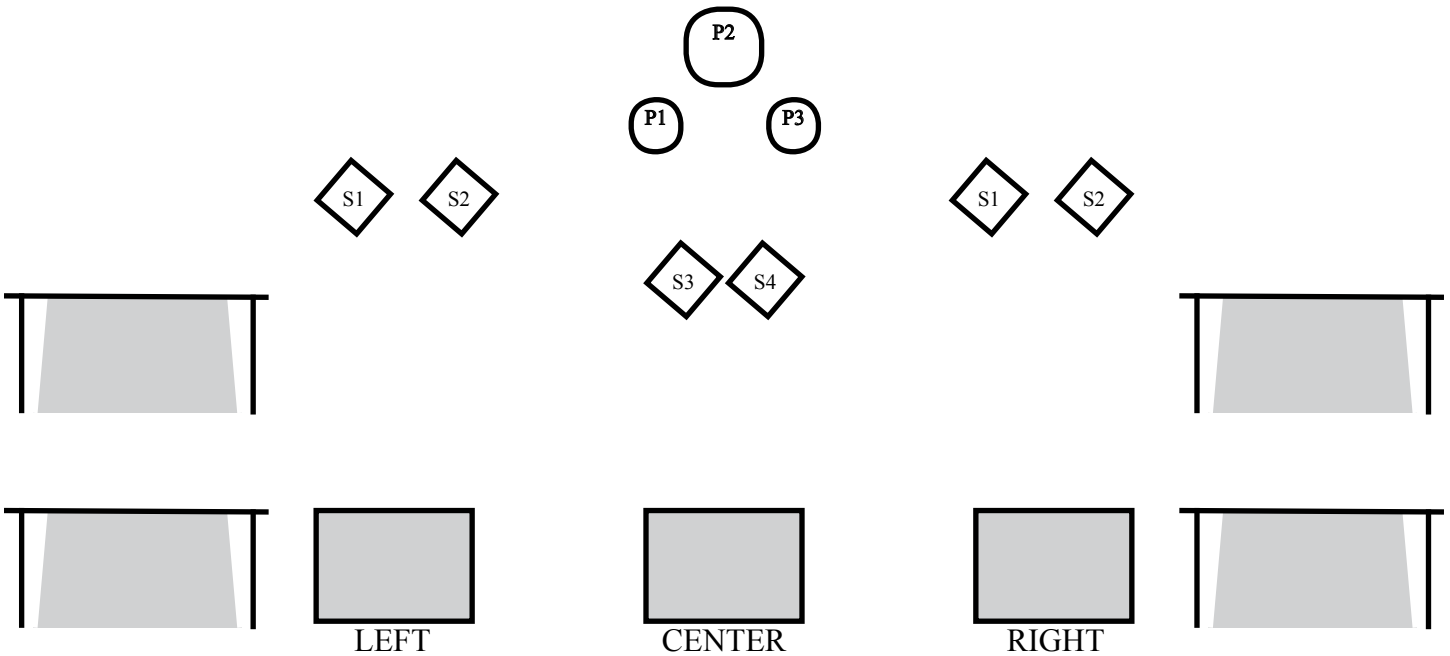
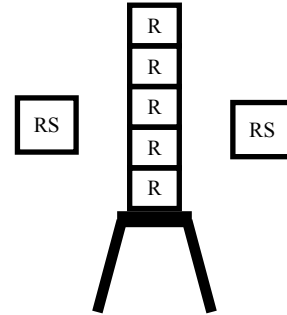
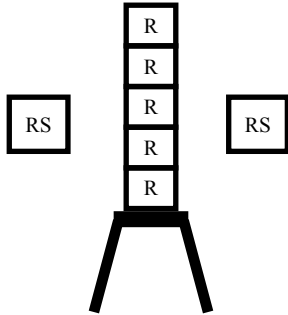


WR 2012 STAGE SEVEN



10 REVOLVER 10+ RIFLE 4+ SHOTGUN

START: At **either the left or right box** (both feet behind box), rifle loaded with 10 rds in hands (holding with both hands). Two revolvers with 5 rds each, holstered. Open, empty shotgun staged on box in front of the shooter.

ON SIGNAL: With rifle engage the tombstone rack (R) and **either** side target (RS), starting on either, and alternating continuously for 10 rds. Make rifle safe. With shotgun engage S1-S2, make shotgun safe for movement and move to the center box. Engage S3-S4 and make shotgun safe. With revolvers engage P1-P2 alternating for 5 rds starting on either, and engage P2-P3 alternating for 5 rds, starting on either. You may start on either pair.

Note: Plates (R) on the Tombstone racks must fall to count as hits (except Buckaroos/Buckarettes).