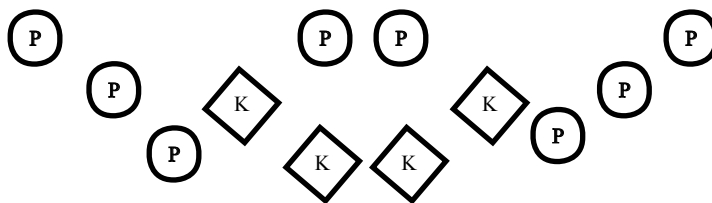
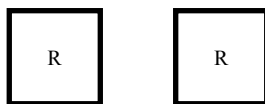


WILD BUNCH STAGE ONE

SHOT ON
STAGE 8



CENTER



20 PISTOL 4 RIFLE

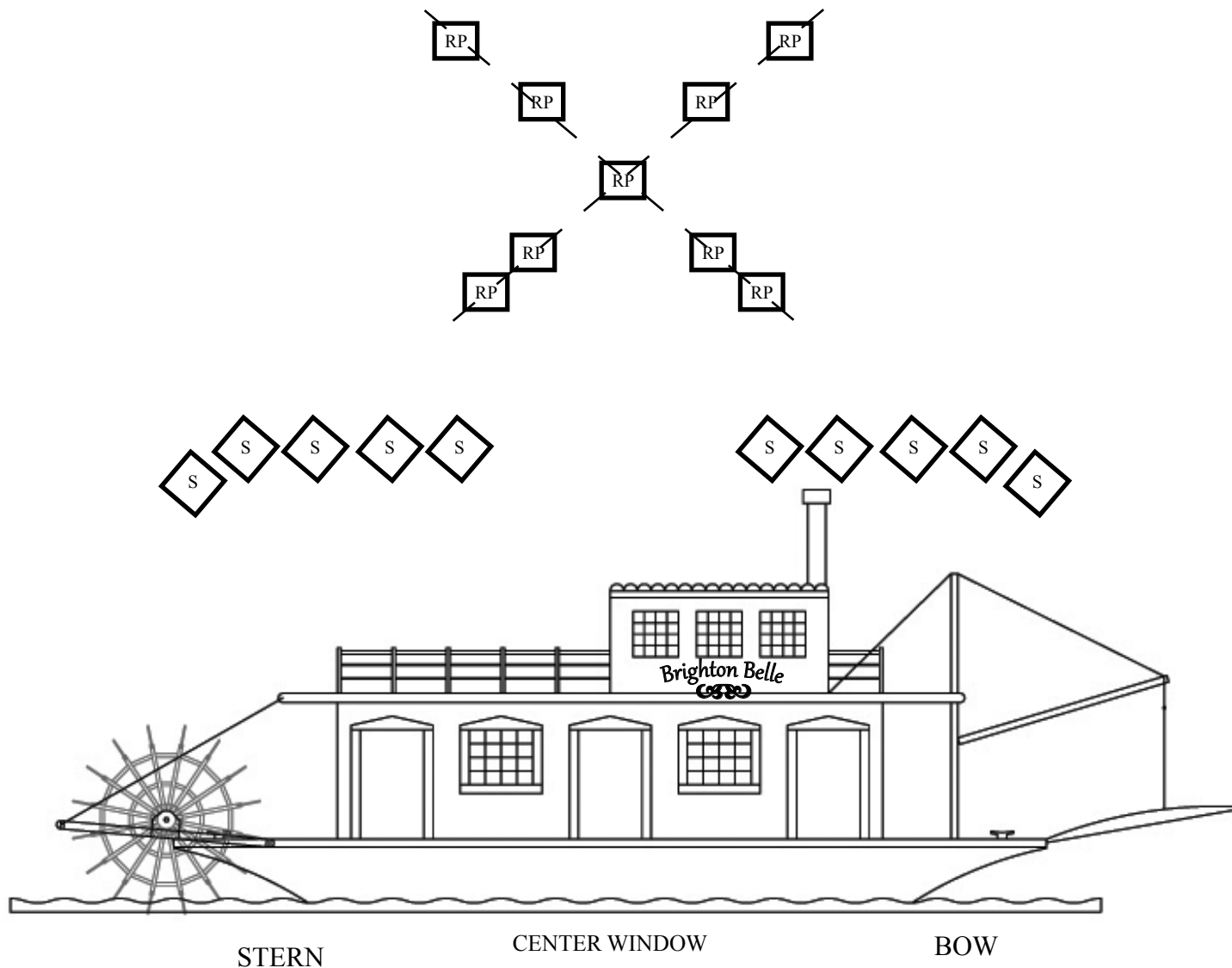
START: Standing with hands on hat at the center position. Shooter may start with either the rifle or the pistol. Rifle loaded with 4 rounds and pistol loaded with 5 rounds both staged on the prop at the center position.

ON SIGNAL: With pistol engage all the stationary P targets with 2 rounds each and the knock downs with 1 round each. With rifle double tap the 2 rifle targets.

POSSE MARSHALS: WEIGH AND RECORD EACH COMPETITORS PISTOL BEFORE LEAVING THIS STAGE.

WILD BUNCH STAGE TWO

SHOT ON
STAGE 9



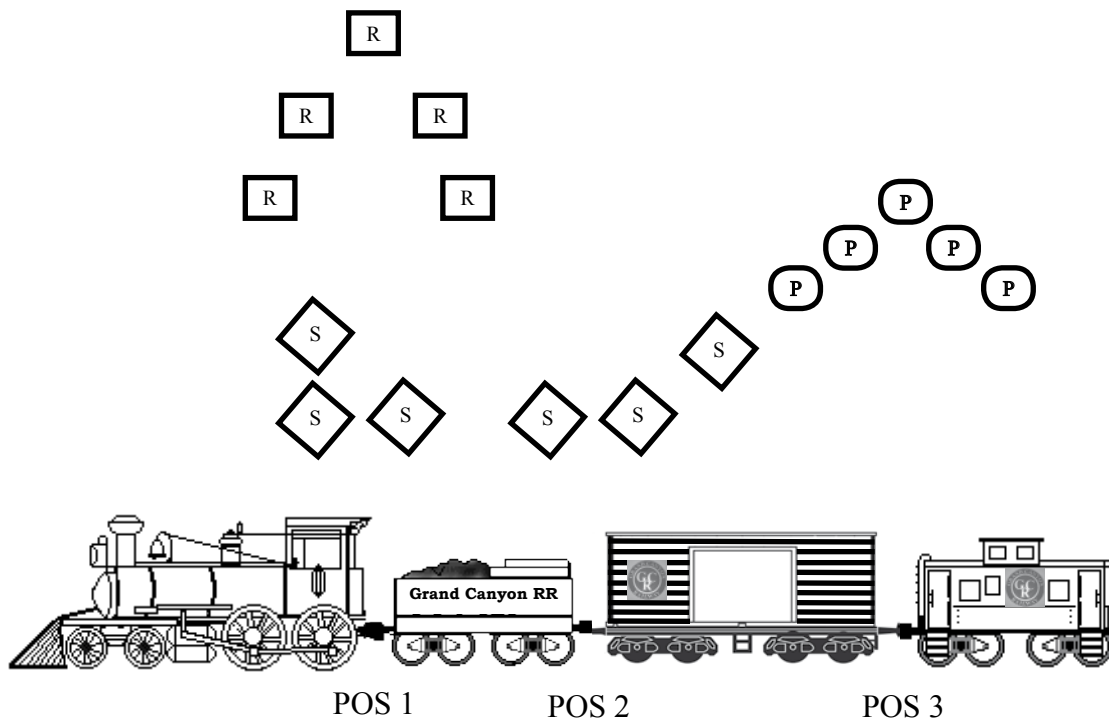
20 PISTOL 10 RIFLE 5 SHOTGUN

START: Standing at the bow or the stern with shotgun loaded with 5 rounds in hand. Rifle staged at center window loaded with 10 rounds. Pistol loaded with 5 rounds holstered.

ON SIGNAL: Engage the 5 shotgun targets in front of you and make shotgun safe. From the center window with rifle sweep each diagonal set of 5 targets from front to back with one round each and make rifle safe. With pistol double tap sweep each diagonal set of 5 targets from front to back for a total of 20 rounds.

WILD BUNCH STAGE THREE

SHOT ON
STAGE 10



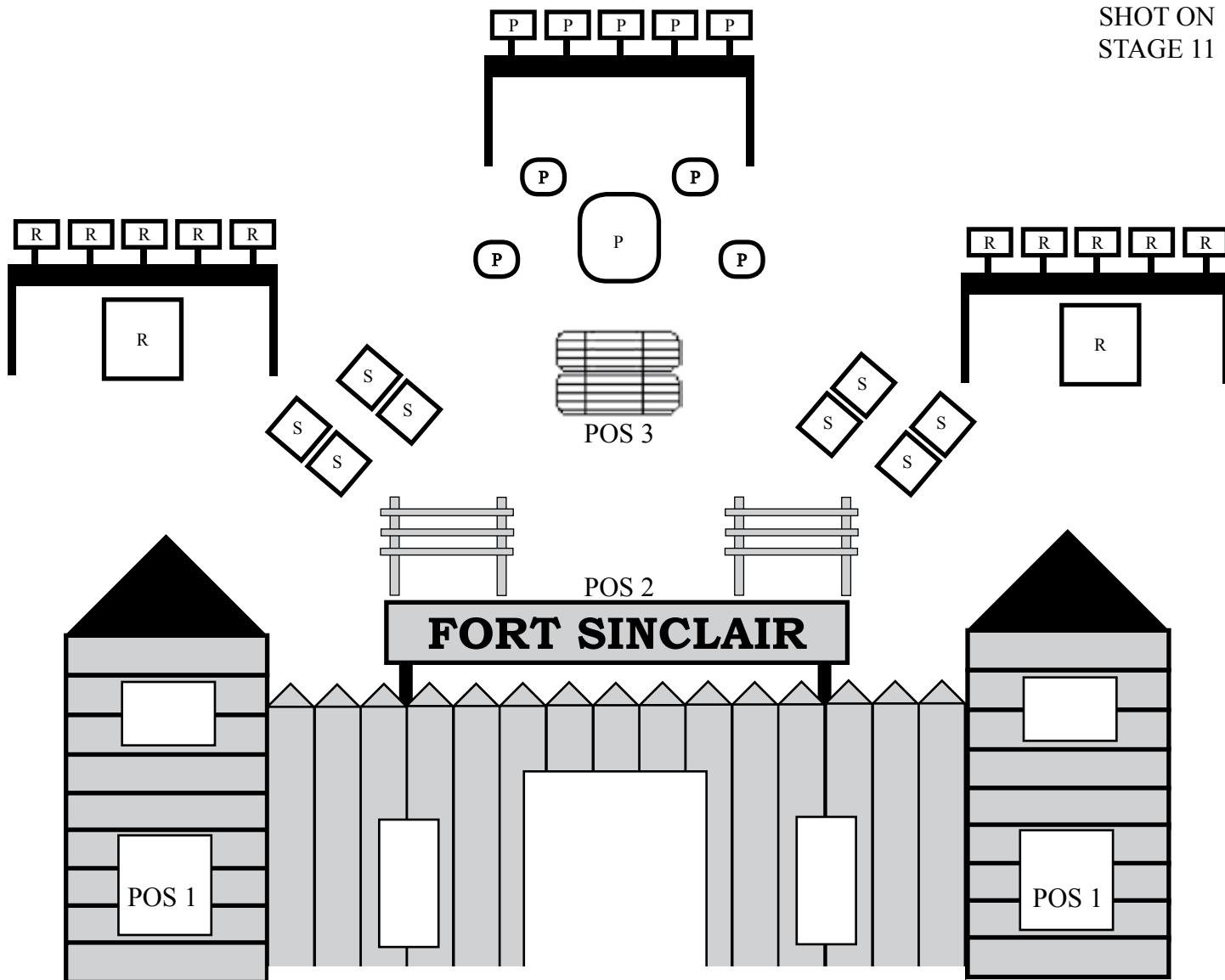
20 PISTOL 10 RIFLE 6 SHOTGUN

START: Shooter starts standing at position 1 with hands on hat. Rifle loaded with 10 rounds staged at position 1. Shotgun loaded with 6 rounds staged at position 1. Pistol loaded with 5 rounds holstered.

ON SIGNAL: With rifle sweep the Rifle targets by double tapping the 2 outside targets and placing one round on the center target. Then double tap the 2 inside targets and place one round on the center target. Make rifle safe. With shotgun engage the 3 shotgun targets (S) in front of you and then move to position 2 and engage the 3 shotgun targets (S) and make shotgun safe. Move to position 3 and engage the pistol targets with the same sweep that the rifle targets were shot in, then repeat.

WILD BUNCH STAGE FOUR

SHOT ON
STAGE 11



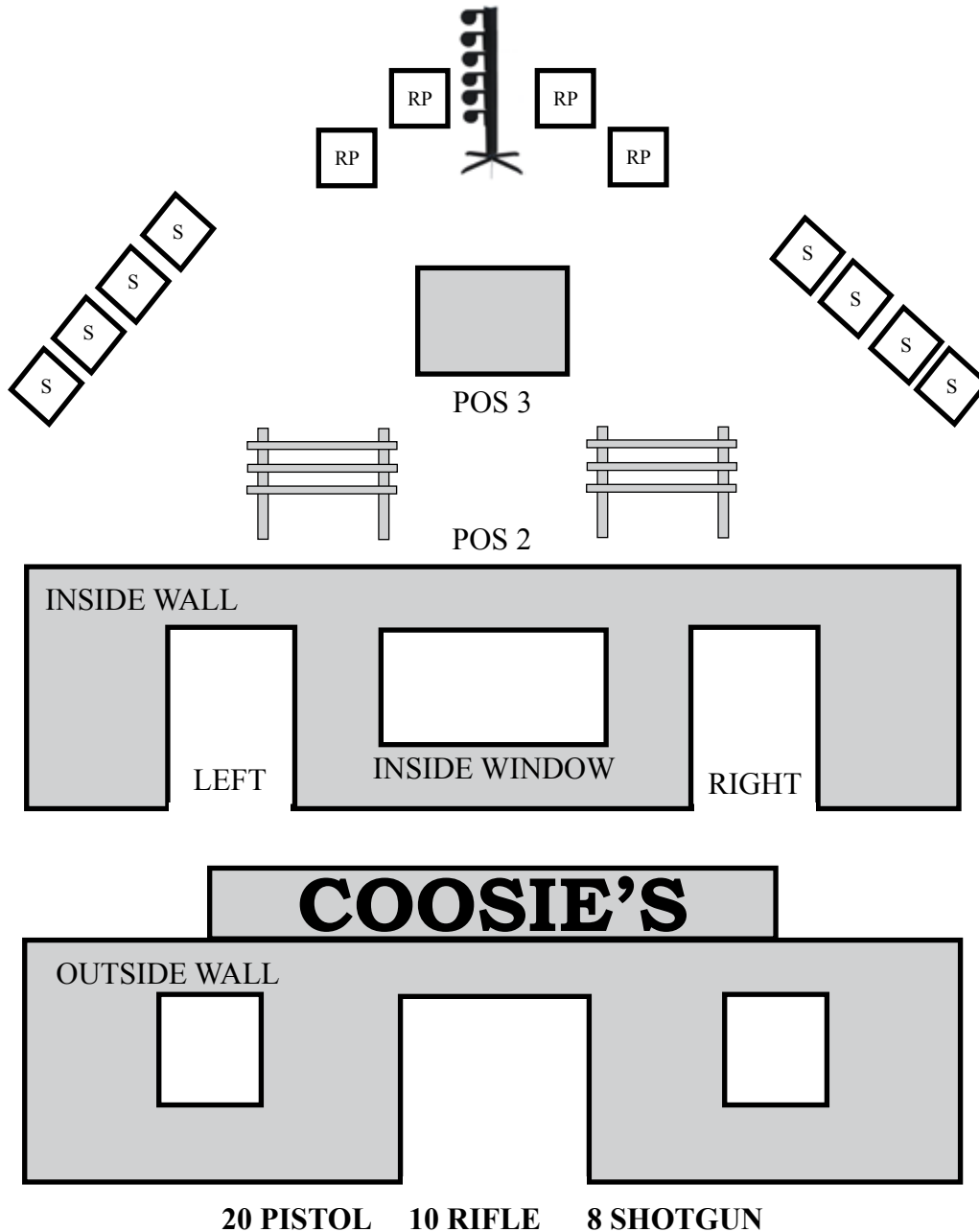
15 PISTOL 8 + 1 RIFLE 8 SHOTGUN

START: Standing at position 1, left or right, with Rifle in hand loaded with 8 rounds. Shotgun loaded with a **maximum of 6 rounds** staged in the vertical gun block. Pistol loaded with 5 rounds holstered.

ON SIGNAL: With rifle double tap the stationary target and then engage the 2 outside plate rack targets. Then double tap the stationary target and engage the 2 inside plate rack targets. Reload and engage the center plate rack target and make rifle safe **vertically**. With shotgun move to position 2 and engage the 8 shotgun targets (S) any order. Take shotgun to position 3 and make safe. With pistol double tap all 5 targets and engage the plate rack targets once each in any order.

WILD BUNCH STAGE FIVE

SHOT ON
STAGE 12

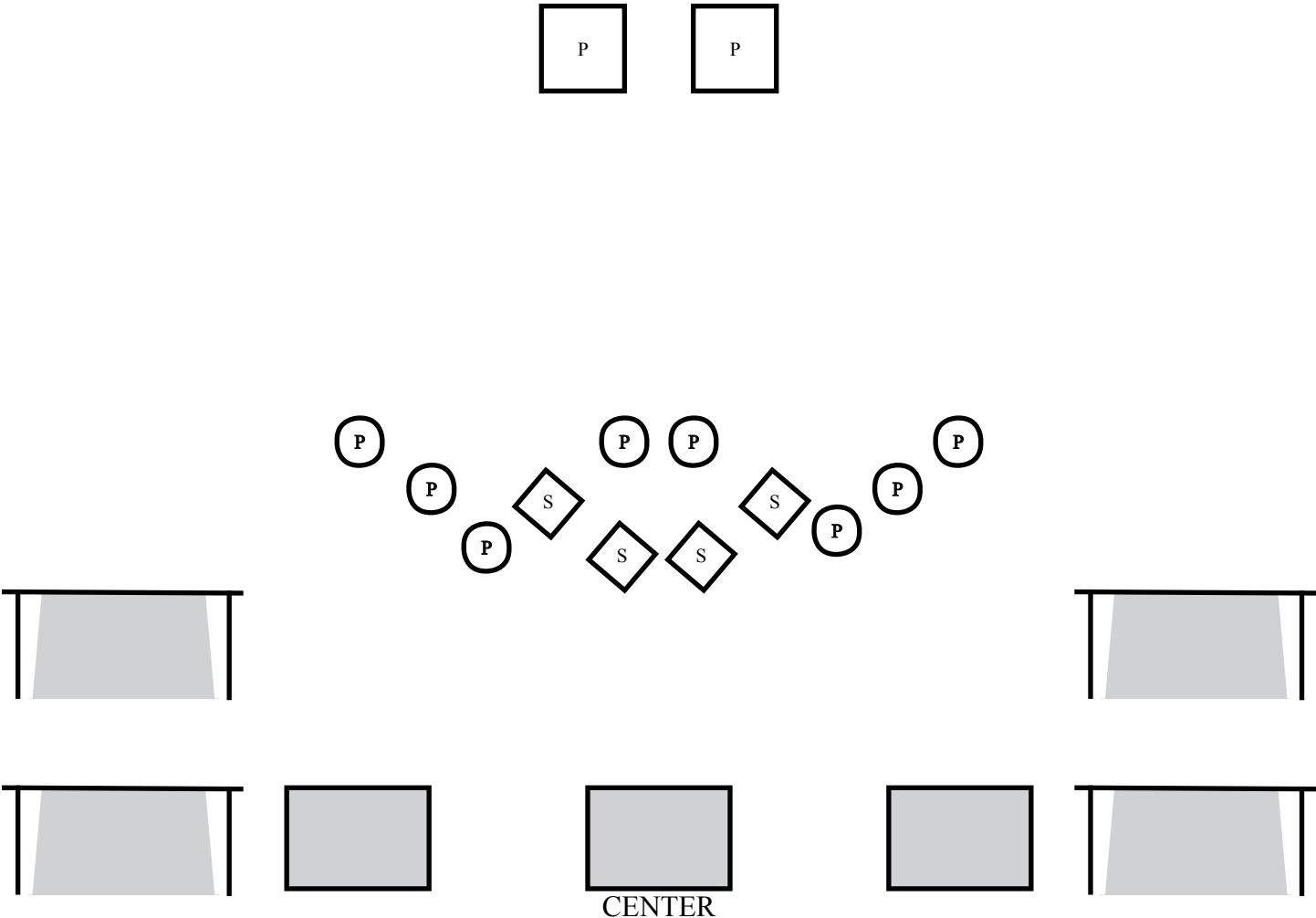


START: Start standing at Left or Right position, rifle loaded with 10 rounds at the ready. Shotgun loaded with 6 rounds staged vertically in rack. Pistol loaded with 5 rounds holstered.

ON SIGNAL: With rifle double tap the 4 stationary RP targets and shoot any 2 dueling tree targets in any order and make rifle safe **vertically**. Take shotgun to Pos 2 and engage the 8 shotgun targets (S) in any order. Make shotgun safe on the box at Pos 3. With pistol double tap the 4 stationary RP targets and shoot any 2 dueling tree targets in any order, then repeat the sequence.

WILD BUNCH STAGE SIX

SHOT ON
STAGE 8



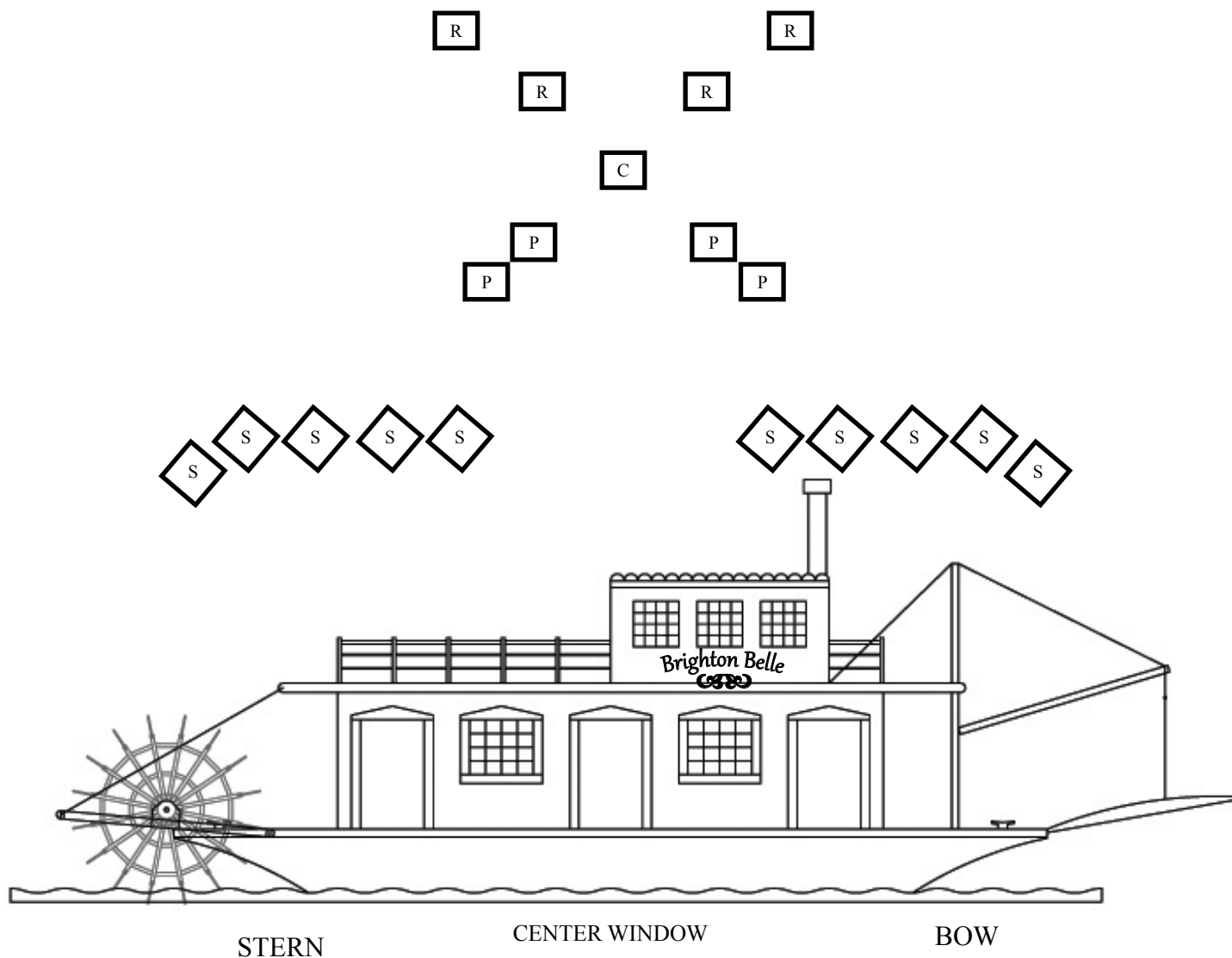
20 PISTOL 4 SHOTGUN

START: Standing with hands on hat at the center position. Shooter may start with either the shotgun or the pistol. Shotgun loaded with 4 rounds and pistol loaded with 5 rounds, both staged on the prop at the center position.

ON SIGNAL: With pistol double tap all the stationary targets (P) and make pistol safe. With shotgun engage the 4 knockdown targets (S) in any order.

WILD BUNCH STAGE SEVEN

SHOT ON
STAGE 9



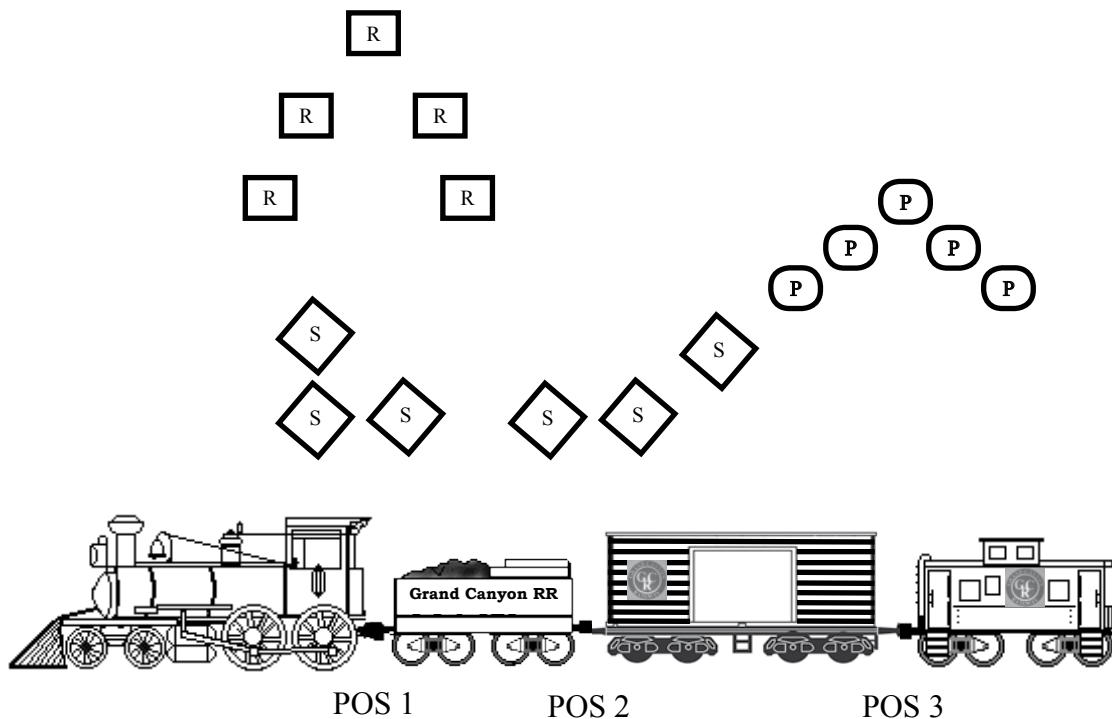
15 PISTOL 10 RIFLE 5 SHOTGUN

START: Standing at the bow or the stern with shotgun loaded with a maximum of 5 rounds on the shelf. Rifle staged at center window loaded with 10 rounds. Pistol loaded with 5 rounds holstered.

ON SIGNAL: Engage the 5 shotgun targets (S) in front of you and make shotgun safe. Move to the opposite end of the boat and with pistol engage the 5 knockdowns (S) any order. Make pistol safe at the center window and with rifle triple tap the center target (C) and engage any 2 R targets with one round. Then triple tap the center target (C) and engage the other 2 R targets. Make rifle safe. With pistol triple tap the center target (C) and engage any 2 P targets with one round each and repeat the sequence.

WILD BUNCH STAGE EIGHT

SHOT ON
STAGE 10



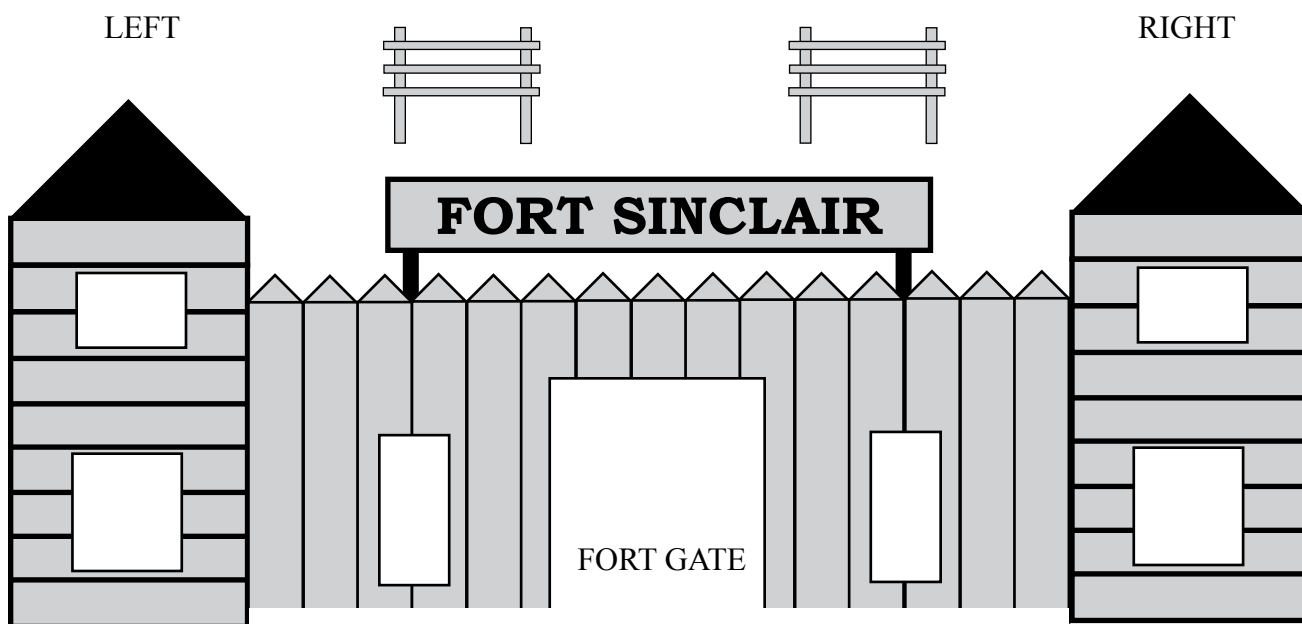
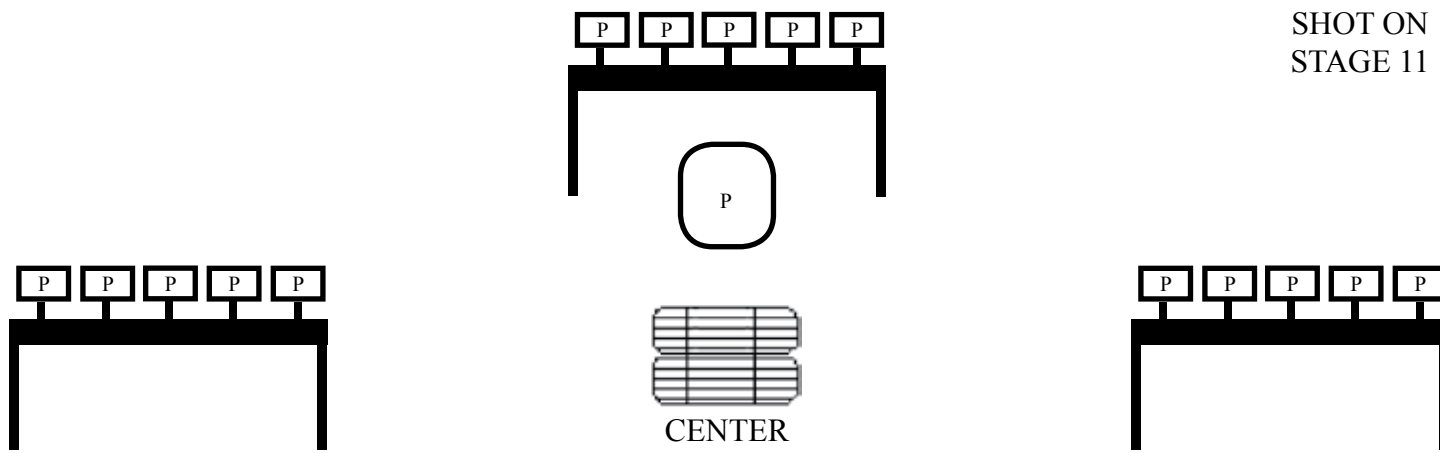
15 PISTOL 8 RIFLE 3 SHOTGUN

START: Shooter starts standing at position 1, rifle loaded with 8 rounds in hands. Shotgun loaded with 3 rounds staged at position 2. Pistol loaded with 5 rounds holstered.

ON SIGNAL: With rifle shoot the knockdowns (S) and the stationary targets (R) with one round each any order. Make rifle safe. From position 2 with shotgun engage the 3 shotgun targets in front of you and make shotgun safe. From position 3 engage the pistol targets in a progressive sweep.

WILD BUNCH STAGE NINE

SHOT ON
STAGE 11



15+ PISTOL

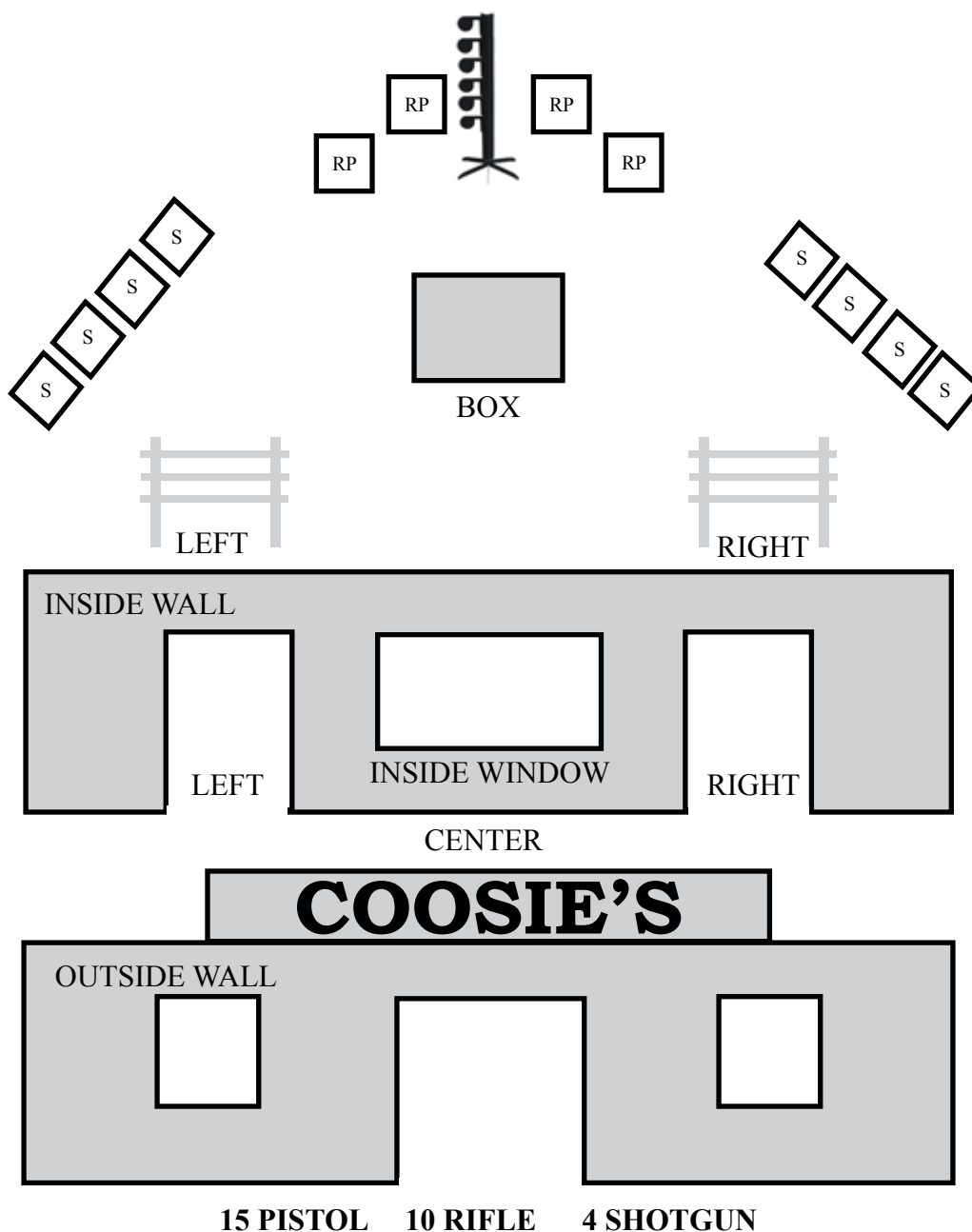
START: Standing at the fort gate. Pistol loaded with 5 rounds holstered. All magazines used on this stage will be loaded with 5 rounds. Extra magazines may be staged at the center position.

ON SIGNAL: Move to the LEFT or RIGHT position and engage the plate rack targets with 5 rounds. Move to the opposite side and engage the plate rack targets with 5 rounds. Move to the center position and engage the plate rack targets with 5 rounds. Then shoot any make up rounds, for plate rack targets left standing, on the stationary target.

A miss on the stationary make-up target is a miss.

WILD BUNCH STAGE TEN

SHOT ON
STAGE 12



START: Standing at the center window rifle loaded with 10 rounds in hand. Shotgun staged vertically in the right or left gun block. Pistol loaded with 5 rounds holstered.

ON SIGNAL: With rifle engage the 4 stationary targets (RP) in a 10 round re-gressive sweep (4-3-2-1) starting on either end. **Make rifle safe vertically.** With shotgun move to the left or right fence and sweep the 4 shotgun targets (S) from either direction. Make shotgun safe at the box. With pistol sweep the 4 stationary targets (RP) in a re-gressive sweep (4-3-2-1) starting on either end, then engage the 5 dueling tree targets with 1 round each.